




ENTABENI  
MOUNTAIN LODGES



Proud product of  
**LEGEND**

  
**LEGEND**  
HOSPITALITY GROUP

# ENTABENI MOUNTAIN LODGES

Entabeni Safari Conservancy, rightfully dubbed "The Place of the Mountain", is situated in the World Heritage Waterberg Biosphere. This 22 000 hectare malaria-free reserve boasts five eco-systems.

A gravel road leads up to the Big 5 reserve, complemented by two of our bespoke lodges, Entabeni Kingfisher Lodge and Entabeni Lakeside Lodge. Each lodge comprises a unique blend of luxury and African wilderness, perfectly set in different immaculate locations of the reserve.





# ENTABENI KINGFISHER LODGE

## OVERVIEW

Set on the banks of Lake Entabeni, Kingfisher Lodge is the most exclusive and luxurious of all the lodges that Entabeni Safari Conservancy has to offer, offering superb personalised service. In the main lounge and dining area the ambience is inviting with elegant decor, specially designed furniture and a fireplace ensuring an enjoyable and relaxed atmosphere.





## ACCOMMODATION

The lodge has a spacious lounge/dining room, which opens onto a wooden deck. The 12 Deluxe bedrooms are stylishly decorated and feature fireplaces, mini-bars and private decks.

The lodge is also equipped to accommodate guests with mobility challenges.

The honeymoon suite features an exquisite four poster bed and a jacuzzi bath with views of the lake.

## BREAKDOWN OF ROOMS

Entabeni Kingfisher Lodge has a total of 12 Deluxe bedrooms with 4 of the rooms having mosquito nets, big bath-tubs and views of Lake Entabeni.







## IN-ROOM FACILITIES

- Free In-Room Wifi
- Air Conditioning
- Ceiling Fans
- Tea / coffee station
- Telephone
- Safe
- Mini Bar (Stocked on request)
- Hair Dryer
- Emergency Light



## LODGE FACILITIES

- Free WiFi
- Swimming Pool
- Curio Shop
- Restaurant
- Lounge / Terrace Area
- Parking
- Spa & Wellness Centre
- Information and Security Desk
- Boma Area for informal dining
- Full generator backup
- Extensive wine cellar



# ON-SITE ACTIVITIES



- Big 5 Game Drives (Included)
- Spa Treatments
- Hot Air Ballooning
- Quad Biking
- Sporting Facilities
- Golf (2 courses) next to Reserve
- Extreme 19th Hole next to Reserve
- Wildlife Centre Scenic Helicopter Flights
- Swimming Pool
- Bush Walks
- Horse Riding
- Mountain Biking (included in rate)
- Pedi Village Cultural Tours
- Sundowner Barge



PLEASE NOTE: Children under 6 years are not permitted on game vehicles.

\*Please book activities in advance

# DINING OPTIONS



The lodge offers a selection of venues ranging from the luxurious dining room to the deck, boma, garden or pool. Private dinners on your own deck or in the room in front of the fireplace can also be arranged.

A romantic meal for two can also be organized on the bottom deck close to the lake. Bush-braai and picnic venues are available for added excitement.





# ENTABENI LAKESIDE LODGE

## OVERVIEW

Set on the banks of the 1.7km lake, this thatched lodge provides a memorable blend of luxury and wilderness with the awe-inspiring Entabeni Mountain as a backdrop.

The hippos at Lake Entabeni are a site to behold and the viewing deck provides the perfect setting for spectacular views over the lake.





## ACCOMMODATION

The bedrooms are linked by walkways to the reception, restaurant, conference room and boma. Spacious double/twin rooms are complemented by sundowners on your own private deck with the ever-changing colours of the Entabeni Mountain reflecting in the lake.

## BREAKDOWN OF ROOMS

Entabeni Lakeside Lodge has a total of 20 elegantly furnished bedrooms with one room being a Wheelchair room.







## IN-ROOM FACILITIES

- Ceiling Fans
- Tea / coffee station
- Telephone
- Safe
- Mini Bar (Stocked on request)
- Wall Panel Heater
- Emergency Light
- Hair Dryer



## LODGE FACILITIES

- Free WiFi in main area
- Swimming Pool
- Conferencing Facilities - Can be divided (Max 100 Delegates)
- Curio Shop
- Restaurant
- Lounge / Terrace Area
- Parking
- Spa & Wellness Centre
- Information and Security Desk
- Boma Area for informal dining
- Full generator backup





# ON-SITE ACTIVITIES

Encounter the supreme wildlife of Africa with qualified rangers in our open safari game viewing vehicles.

- Big 5 Game Drives (Included)
- Spa Treatments
- Hot Air Ballooning
- Quad Biking
- Sporting Facilities
- Golf (2 courses) next to Reserve
- Extreme 19th Hole next to Reserve
- Wildlife Centre Scenic Helicopter Flights
- Swimming Pool
- Bush Walks
- Horse Riding
- Mountain Biking (included in rate)
- Pedi Village Cultural Tours
- Sundowner Barge

PLEASE NOTE: Children under 6 years are not permitted on game vehicles.

\*Please book activities in advance

# DINING OPTIONS

Meals are served in the restaurant, boma, garden or lower deck, all boasting a breath- taking view of Lake Entabeni and the Entabeni Mountain. Outside venues are also available for that special "meal in the bush" experience (weather permitting).





## LOCATION

DISTANCE FROM JOHANNESBURG  
285 km (+- 3 Hr drive)

DISTANCE FROM O.R.TAMBO AIRPORT  
35 min flight

DISTANCE FROM PRETORIA  
230 km (+- 2.5 HR Drive)





## DIRECTIONS

Road Directions to Entabeni Mountain Lodges:

Take the N1 North Highway from Pretoria to Polokwane (Pietersburg). Keep on the N1 through the Carousel and Kranskop Tollgates. Travel a further 32 km on the N1. Take the Mookgopong (Naboomspruit) R101A off ramp/exit (Route 289). Drive 8 km to Mookgopong.

Turn left at the second traffic light in town centre (R520) into Nelson Mandela Road. Continue on the R520 for 11 km until you reach a T-junction (in front of you will be The Olifantjie Padstal).

Turn left and continue for 300m and turn right at the Marken sign, continue on the tar road for 24 km. The road becomes a gravel road. Continue on this road for another 21.5 km. You'll see an ENTABENI sign on the right-hand side. Turn right and drive 3.3 km on a dirt road until you reach the security entrance gate.







## TAKE NOTE

It is recommended that guests follow these directions instead of relying on a GPS as game fencing restricts access to certain roads in rural areas.

Coordinates:  
S2408'35.6"  
E02834'34.6"

For more information & bookings:  
012 443 6700  
[reservations@legendlodges.co.za](mailto:reservations@legendlodges.co.za)

 [entabenimountainlodges](https://www.facebook.com/entabenimountainlodges)  
 [entabenimountainlodges](https://www.instagram.com/entabenimountainlodges)